

Register and Create a Fundraising Page With the Click of a Button

STEP 1

Go to: www.trotfortots.org

Click


REGISTER TO TROT



The screenshot shows the homepage of The Professional Center for Child Development. At the top, there is a navigation menu with links for HOME, ABOUT US, PROGRAMS, RESOURCES, SUPPORT, NEWS, and CONTACT US. The main content area features a large banner for the "30th Annual Trot for Special Tots" on October 2, 2022. Below the banner, there is a section titled "30TH ANNUAL TROT FOR SPECIAL TOTS" with a sub-heading "Celebrate Possibilities and all Abilities at the 30th Annual Trot for Special Tots". The text describes the event, which includes a 5K race and a 1M walk, and mentions a "LIVE" virtual run/walk option. A sidebar on the right contains an "EVENT INFORMATION" section with a prominent "REGISTER TO TROT" button, along with other options like "HELP RAISE FUNDS FOR THE TROT", "DONATE TO THE TROT", "SPONSORSHIP OPPORTUNITIES", and "PREVIOUS YEAR PHOTOS". A yellow arrow points to the "REGISTER TO TROT" button.

STEP 2

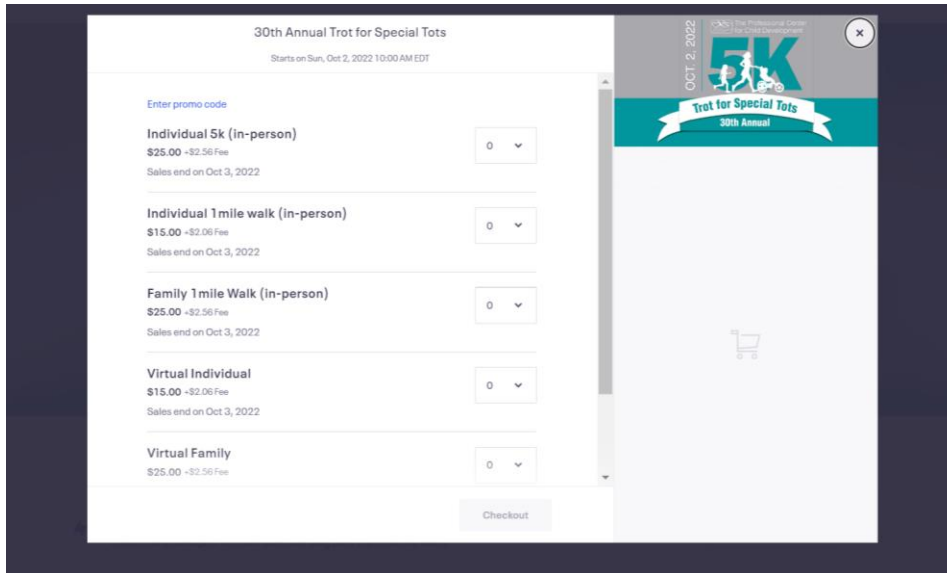
Click "REGISTER"



The screenshot shows the registration page for the "30th Annual Trot for Special Tots" event. The page features a large banner with the event details, including the date "OCT. 2, 2022" and the title "30th Annual Trot for Special Tots". Below the banner, there is a section for "EVENT INFORMATION" with a prominent "Register" button. The price range is listed as "\$15 - \$25". A yellow arrow points to the "Register" button. At the bottom of the page, there is a section for "Date and time" which states "Sun, Oct 2, 2022, 10:00 AM EDT".

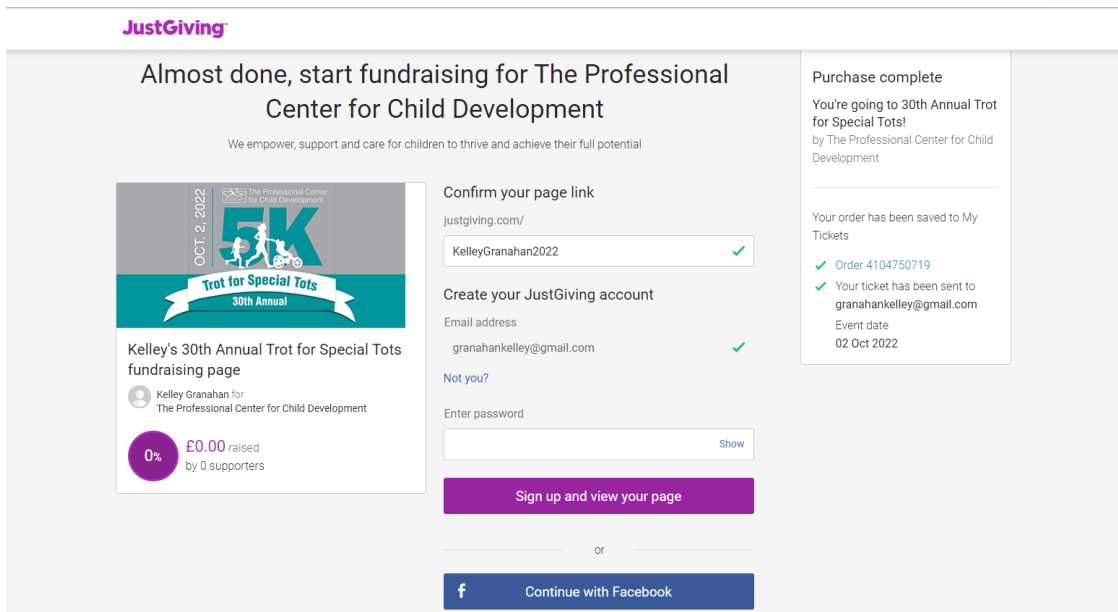
STEP 3

Select your registration type and complete your registration.



STEP 4

Once registration is complete, your fundraising page appears. Don't have a JustGiving account yet? Just enter a password and press "sign up and view your page" (if you already have a JustGiving account, enter password and click "view your page")



STEP 5

Personalize and SHARE. You can share it “as-is” with your network, or you can log-in to personalize your fundraising page. You can add your own pictures, why YOU support PCCD and why your friends and family should join you.

This screenshot shows a fundraising page on JustGiving. At the top, there is a navigation bar with the JustGiving logo, a menu, and a 'Start Fundraising' link. On the right side of the navigation bar, there is a search icon and a 'Log in' link, which is highlighted by a yellow arrow. The main content area features a large banner for the 'Trot for Special Tots 30th Annual' event, scheduled for October 2, 2022. Below the banner, the page title is 'Kelley's 30th Annual Trot for Special Tots fundraising page'. To the right of the title, there is a circular progress indicator showing '0%' and a call to action 'Be the first to donate!'. Below this, there are 'Give Now' and 'Share' buttons. The page also includes a description of the charity, 'The Professional Center for Child Development', and a 'Story' section with a paragraph about the PCCD's mission. At the bottom right, there is a 'Supporters' section.

This screenshot shows the 'Ready for take-off?' personalization screen on JustGiving. At the top, there is a navigation bar with the JustGiving logo, a menu, and a 'Start Fundraising' link. On the right side of the navigation bar, there is a search icon and a user profile icon labeled 'Kelley', which is highlighted by a yellow arrow. The main content area features a large banner for the 'Trot for Special Tots 30th Annual' event, scheduled for October 2, 2022. Below the banner, there are 'View gallery' and 'Change cover' buttons. To the right of the banner, there is a circular progress indicator showing '0%' and a call to action 'Be the first to donate!'. Below this, there are 'Give Now' and 'Share' buttons. The page also includes a description of the charity, 'The Professional Center for Child Development', and an 'Edit your page' button, which is highlighted by a yellow arrow.